

Parents-

Within this document, you will find all that you need to complete the assignments for math and ELA for the week of April 20th – April 24th. **Ms. Birkmeyer has provided instructional math videos on the 1st grade website for an additional resource.** Advanced math and accelerated math will be in separate documents this week. **ESOL extra support will also be in a separate document.**

Math:

Page 2 – **On Level Math Choice Board** – Same instructions as last week

Pages 3-5 – Weather Data & Graphing

ELA (For all students):

Page 6 – Instructions on how to use the ELA document – **PLEASE READ, as our template has changed!!**

Page 7 – ELA Classwork Choice Board

Page 8 – Reading Habits Charts

Page 9 – Opinion Writing Charts

Page 10 – Phonics Documents

Click the link below to take you to our first-grade website, which has instructional videos and additional resources linked!

<https://medlockbridge.wixsite.com/firstgrade/2019-2020-teleschool>

Math Choice Board Week 5

<p>A Difference Between Non-defining and Defining-Attributes? MGSE1.G.2</p> <p>On a piece of paper explain what is different between non-defining and defining attributes of shapes.</p> <p>Watch: Defining and Non-Defining Attributes of Shapes https://www.youtube.com/watch?v=HXi6ypw_nhU</p>	<p>B Non-defining Attributes MGSE1.G.2</p> <p>Pick any 2D shape and draw the shape two times. Give both shapes different non-defining attributes. For example, show different sizes, colors, or patterns inside the shape.</p>	<p>C Shapes attributes PowerPoint MGSE1.G.2</p> <p>Complete the questions on the "Shapes Attributes PowerPoint." You may write the answers on a separate piece of paper.</p>
<p>D Creating new 3D Shapes MGSE1.G.2</p> <p>Grab 3-5 3D shapes from around your house and make a new shape out of them. What did you make?</p> <p>Hint: Look at page 735 in your workbook for an example of this.</p>	<p>E Play-Doh New 3D shapes MGSE1.G.2</p> <p>Using Play-Doh/Clay create 3D shapes. Then build a new shape out of those 3D shapes. What did you make?</p>	<p>F Creating a New Composite Shape MGSE1.G.2</p> <p>Draw a new 3D shape by adding 2 or more 3D shapes together.</p> <p>Watch Mrs. Avery's Video:</p>
<p>G Defining and Non-Defining Shape Sort MGSE1.G.2</p> <p>Grab about 10 3D shapes around your house. Sort the shapes by their defining and non-defining attributes.</p> <p>Ex: "All these shapes have 8 faces. All these shapes have 6 faces. All these have a curved surface."</p>	<p>H Faces and Vertices Graded Work MGSE1.G.2</p> <p>Math workbook pages 721-724.</p> <p>Hint:</p> <ul style="list-style-type: none"> vertex = 1 vertices = 2 or more 	<p>I Review MGSE1.G.2</p> <p>Math workbook pages 737-740.</p>

51E1. Obtain, evaluate, and communicate weather data to identify weather patterns.

We are going to do some **data collection** while we observe the weather. Find the attached **Weather Graphs**. Take a few minutes **every day** to **graph the temperature and observe the weather**. For the temperature, use the days expected HIGH temperature OR check the temperature at the same time each day. **Fill in the graph daily**. We will do this for the next month and use the data to answer some data questions and answer some data questions.


Defining and Non-Defining Attributes of a Shapes	Making New Three-Dimensional Shapes
<ul style="list-style-type: none"> Defining and Non-Defining Attributes of a shape https://www.youtube.com/watch?v=4PiiUxqJQHU Distinguishing and Non-Distinguishing Features https://www.youtube.com/watch?v=Q19r-il42eU Shape Unit Video Lesson 2a- sorting plane shapes according to non-defining attributes https://www.youtube.com/watch?v=z1ldK60UjWg Defining and Nondefining Attributes Instructional Video https://www.youtube.com/watch?v=dPTs7X21ZOc Defining and Non-defining attributes of Shapes https://www.youtube.com/watch?v=HXi6ypw_nhU 	<ul style="list-style-type: none"> Grade 1 Math 11.2 Three-dimensional shapes (composites) https://www.youtube.com/watch?v=vF_eCzr7amY First Grade Math Lesson 11.2 Combine 3D Shapes https://www.youtube.com/watch?v=tPiOG4w4jcw Grade 1 Math 11.3, Make new Three-dimensional shapes https://www.youtube.com/watch?v=kQp2zGGGjR0



rainy



sunny



stormy

what is the
weather today?



snowy



cloudy



windy



very
hot

hot

warm

cool

cold

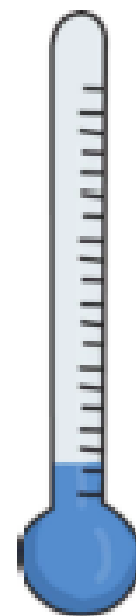
temperature

our monthly temperatures!

This month is _____.

Temperature Word	Approximate Temperature Range In Fahrenheit (F)
VERY HOT	Above 90 degrees F
HOT	80-90 degrees F
WARM	65-80 degrees F
COOL	45-65 degrees F
COLD	Below 45 degrees F

19					
18					
17					
16					
15					
14					
13					
12					
11					
10					
9					
8					
7					
6					
5					
4					
3					
2					
1					
	cold	cool	warm	hot	very hot!









There were _____ cold days.
 There were _____ cool days.
 There were _____ warm days.
 There were _____ hot days.
 There were _____ VERY hot days.

This month was mostly _____.

our monthly weather!

This month is _____.

19						
18						
17						
16						
15						
14						
13						
12						
11						
10						
9						
8						
7						
6						
5						
4						
3						
2						
1						
						



This month was mostly _____.

There were _____ sunny days.
 There were _____ cloudy days.
 There were _____ snowy days.
 There were _____ rainy days.
 There were _____ stormy days.
 There were _____ windy days.

Parents (PLEASE READ!):

Below, you will find the ELA/reading assignments for the week of 4/20 – 4/24.

There are 5 subjects in the chart below. Select one subject each day to complete. By the end of the week, you should have completed one box from 5 different subjects for a **total of 5 assignments**.

For Phonics, please watch Mrs. Jongko's videos below. Spelling words can also be found on the First Grade website.

For a video about opinion writing, please click this link:

The only assignment that MUST BE COMPLETED AND TURNED IN for a GRADE is the Reading-Fiction box "Read a fiction book. Create an illustration that shows an important part of the story and write a sentence about the picture underneath (caption)."

WRITING RESOURCES:

Opinion Writing Floccabulary - <https://www.youtube.com/watch?v=f0CNsAn-hws>

Opinion Writing – Making a Plan - <https://www.youtube.com/watch?v=7kYtkqfXM0q&list=PLTCzXKdx8pDDl1fp2gAv7lVjAJXvq9stk&index=3>

POETRY:

www.fizzyfunnyfuzzy.com

www.poetry4kids.com

Reading – Fiction (Not Real)	Read a fiction book and retell it in a video for the class using the 5 Finger Retell method. Send it to your teacher to post!	Graded Assignment: Read a fiction book. Create an illustration that shows an important part of the story and write a sentence about the picture underneath (caption).	Read a fiction book. Make a Venn Diagram comparing two of the characters in the story.	Go to one of the poetry websites on the instructions page and read a poem.	Read a fiction book independently for 20 minutes using the reading strategies we've learned this year. Look below for charts!
Reading – Nonfiction (Real)	Read a nonfiction book and make a video for the class. Tell them the topic and 2 facts you learned. Send it to your teacher to post!	Read a nonfiction book. Create an illustration to match one of the facts you learned in your book.	Read a nonfiction book. Make a Venn Diagram comparing two topics (example- Summer and Fall).	Read a nonfiction book. Make a poster telling all about the topic you read about.	Read a nonfiction book independently for 20 minutes using the strategies we've learned this year. Look below for charts!
Grammar	Search for common and proper nouns in a newspaper, magazine or book!	Pick a topic to describe. Think of as many adjectives as you can to describe it!	Play charades with your family using only verbs to act out!	Find periods, exclamation marks, and question marks in a newspaper, magazine, or book! Tally the number that you find of each.	Draw a picture and describe where things are in the picture using prepositions . (Example: The tree is beside the house.)
Phonics	Rainbow write your spelling words .	Write your spelling words in chalk!	Make a sentence with each of your spelling words .	Stair-Step Spelling Words	Search for your spelling words in a newspaper, magazine, or book!
Writing	Would you rather be able to talk to animals or be able to fly?	Would you rather shrink as small as a bug or grow as big as an elephant?	Would you rather stay up really or get to sleep in?	Would you rather be the president for the day or be a rock star for the day?	Would you rather go camping or go to the beach?

Readers
Build
Good Habits



Take a sneak peek
at the beginning.



Check your
sneak peek.



Do SOMETHING at
the end.



Read MORE
and MORE



Set goals.



Read MORE
and MORE
+ keep track.



Reread to smooth
out your voice.



Reread to see
MORE.



How to be a Word Detective



MISSION #1

Notice a problem and
stop to solve it.



MISSION #1
Word detectives are always on the lookout.
They notice when there's a problem and
stop to solve it right away.

MISSION #2

Look closely

from

start



to

end.

MISSION #2
Word detectives look CLOSELY to get clues.
Word Detectives make sure to look across
the WHOLE word from start to end.

MISSION #3

Use everything you
know.



MISSION #3
Word detectives use everything they know
to solve problems.

MISSION #4

Do a s-l-o-w

MISSION #4: Slow Check
When word detectives think they know
what a word might say, they do a s-l-o-w
check to be sure. They say the word slowly
as they slide their finger under the word.
They check that all the parts look right.



MISSION #5

Be a good reading partner!





My Opinion

(Topic Sentence)

My favorite _____

I believe _____

I feel _____

In my opinion _____

I think _____



Conclusion

As you can see, _____
is the _____!

Now you know why
_____ is the _____!

This is why _____ is
the _____!



Opinion Writing

Opinion- state your opinion clearly!

Reason- give some reasons or information to support your opinion.

Examples- give details to support your opinion.

Opinion- Restate your opinion with feeling!

An opinion is a belief, way or judgment of thinking about something.

Sentence Starters:

In my opinion... I think...

I prefer... I feel...

EXAMPLE: Reese's are the best in my opinion.

R1- They taste sweet.

R2- They come in different sizes.

R3- I love the taste of peanut butter.

Closing- I think Reese's are the best because they are tasty and delicious!

1st grade phonics and spelling week 5 videos

cake ■ cent ■ city ■ camp ■ cart ■ rice

Monday
4/20 phonics
video

Tuesday 4/21
phonics video


Wednesday
4/22 phonics
video

Thursday
4/23 phonics
video

Friday 4/24
phonics video

Hard and Soft "C"

The letter "c" has two sounds- a "hard" and a "soft" sound. If the letter after the "c" is l, e, or y the "c" makes the /s/ sound (soft sound). If it's any other letter, the "c" makes the /k/ sound (hard sound). The hard sound of "c" occurs most often.

/s/ → e, l, y 

/k/ → any other letter

Hard "C" Words

corn	castle
cand	comb
cat	camel
cook	cop
camp	cable
cake	cuff
cup	
cast	
cold	
cuddle	
candle	
current	

Soft "C" Words

braces	space
face	juice
lettuce	ice
police	price
pencil	ace
rice	voice
price	recess
city	icy
cent	celery
mice	
cereal	
circle	

Make, Take & Teach

Words that begin with C

Hard C

- cookie
- cat
- crayon
- caterpillar
- can
- Chloe
- computer

Soft C

- circle
- celery
- cereal
- city
- cents
- centipede

Mrs. Jones's Kindergarten



Name: _____

Hard and Soft C

Directions: Circle hard C /k/ or soft C /s/ after each bold type word.

celery	/k/ /s/	exact	/k/ /s/
car	/k/ /s/	cent	/k/ /s/
ace	/k/ /s/	voice	/k/ /s/
mice	/k/ /s/	race	/k/ /s/
cute	/k/ /s/	city	/k/ /s/
cupcake	/k/ /s/	camera	/k/ /s/
octagon	/k/ /s/	cold	/k/ /s/
centipede	/k/ /s/	circle	/k/ /s/